



Product Manual
Manuel d'utilisation
Producthandleiding
Manual del producto
Manuale del prodotto
Gebrauchsanleitung

Instrukcija postavljanja
Termékútmutató
Návod na použitie výrobku
Príručka k výrobku

protect. teach. love:

PTY17-15844
PTY19-16225

Multi-Laser Toy

Jouet Multi-Lasers

Speeltje Met

Meerdere Laserstralen

Juguete Multiláser

Giocattolo Multi-Laser

Multilaserlicht-Spielzeug

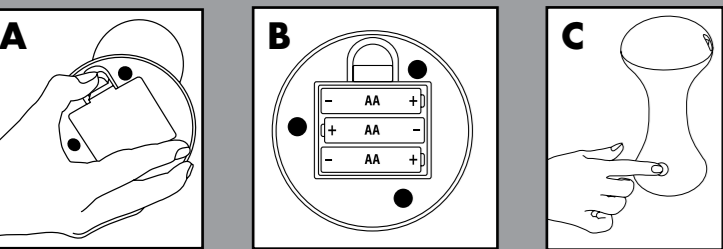
Zabawka laserowa

Többlézeres játék

Multilaserová hračka

Laserová hračka

Please read this entire guide before beginning • Veuillez lire ce manuel en entier avant de commencer • Gelieve deze gids volledig door te lezen voordat u begint • Por favor, lea detenidamente este manual antes de empezar • Si prega di leggere attentamente la guida all'uso prima di utilizzare • Bitte lesen Sie die ganze Gebrauchsanleitung aufmerksam durch, ehe Sie beginnen • Przed użyciem należy przeczytać niniejszy przewodnik w całości • Kérjük, a termék használatának megkezdése előtt olvassa végig ezt az útmutatót • Kým začnete s montážou, prečítajte si celý návod • Před zahájením používání si přečtěte celou příručku



EN OPERATING GUIDE

Hereinafter Radio Systems Corporation, Radio Systems PetSafe Europe Ltd., Radio Systems Australia Pty Ltd. and any other affiliate or Brand of Radio Systems Corporation may be referred to collectively as "We" or "Us".

Explanation of Attention Words and Symbols used in this guide

CAUTION, used with the safety alert symbol, indicates a hazardous situation which, if not avoided, could result in minor or moderate injury.

CAUTION NOTICE, used without the safety alert symbol, indicates a hazardous situation which, if not avoided, could result in harm to your pet.

NOTICE, is used to address safe use practices not related to personal injury.

CLASS 1 LASER PRODUCT
- 300 mW max power at 650 nm
- Conforms with IEC/EN 60825-1:2014
- And CDRH Rule 21 CFR, Subchapter J

LASER RADIATION. Risk of exposure.

- Laser radiation is emitted from this product. Please read all safety labels affixed to the product.
- Do not look into the laser beam or the laser beam reflection.
- Do not aim the laser beam at a person.
- Avoid direct eye contact with the laser beam. If exposed, close eyes immediately and divert eyes away from laser beam.
- Changes to the laser equipment are not permitted.
- Follow the instructions provided in the OPERATING GUIDE. Use of controls or adjustments or performance of procedures other than those specified herein may result in hazardous radiation exposure.

Keep away from children.

- Not intended as a Toy for children.
- Do not allow small children to use this product to play with your pet without adult supervision.
- Do not aim the laser beam directly into the eyes of a pet.
- Supervise pet while playing with this product.
- If you notice your pet exhibiting unusual behaviour, immediately discontinue use of product.
- Consult with a veterinarian before resuming use of product.
- Do not place the toy on any surface other than a flat, level floor.

CAUTION

- Inspect this product periodically for damage and discard product immediately if it appears worn or broken.
- Do not mix old and new batteries.
- Do not mix standard, alkaline or rechargeable batteries.
- Do not use rechargeable batteries. If rechargeable batteries are used, they must be removed from the toy prior to recharging, and must only be charged under adult supervision.
- Exhausted batteries should be removed immediately.
- Non-rechargeable batteries are not to be recharged.
- Batteries are to be inserted with correct polarity.
- The supply terminals are not to be short-circuited.

NOTICE

These instructions and the product packaging must be retained and passed on with ownership. They contain important information.

Important Recycling Advice

Please respect the Waste Electrical and Electronic Equipment regulations in your country. This equipment must be recycled. If you no longer require this equipment, do not place it in the normal municipal waste system. Please return it to where it was purchased in order that it can be placed in our recycling system. If this is not possible, please contact the Customer Care Centre for further information. For a listing of Customer Care Centre telephone numbers, visit our website at petsafe.com.

Compliance IC: Canada

This device complies with Industry Canada licence-exempt RSS standard(s). Operation is subject to the following two conditions: (1) this device may not cause interference, and (2) this device must accept any interference, including interference that may cause undesired operation of the device.

CE: Europe

Radio Systems Corporation declares under its own responsibility, that the following product(s) is (are) in compliance with the essential requirements under the EMC Directive 2014/30/EU, and the RoHS 2 Directive (EU) 2015/863 Unauthorised changes or modifications to the equipment that are not approved by Radio Systems Corporation may violate EU EMC regulations, could void the user's authority to operate the equipment and will void the warranty. Hereby, Radio Systems Corporation, declares that this part is in compliance with the essential requirements and other relevant provisions. The Declaration of Conformity can be found at: http://www.petsafe.com/customercare/eu_docs.php.

ACMA: Australia

This device complies with the applicable EMC requirements specified by the ACMA (Australian Communications and Media Authority).

Labels

On the product

CLASS 1 LASER PRODUCT
- 300 mW max power at 650 nm
- Conforms with IEC/EN 60825-1:2014
- And CDRH Rule 21 CFR, Subchapter J

On the laser aperture

LASER APERTURE

Complies with 21 CFR 1040.10 and 1040.11 except for conformance with IEC 60825-1 Ed. 3., as described in Laser Notice No. 56, dated 8 May 2019.

Terms of Use and Limitation of Liability

- Terms of Use**
Use of this Product is subject to your acceptance without modification of the terms, conditions and notices contained herein. Use of this Product implies acceptance of all such terms, conditions and notices. If you do not wish to accept these terms, conditions, and notices, please return the Product, unused, in its original packaging and at your own cost and risk to the relevant Customer Care Centre together with proof of purchase for a full refund.
- Proper Use**
If you are unsure whether this Product is appropriate for your pet, please consult your veterinarian or certified trainer prior to use. Proper use includes, without limitation, reviewing the entire OPERATING GUIDE and any specific Caution statements.
- No Unlawful or Prohibited Use**
This Product is designed for use with pets only. Using this Product in a way that is not intended could result in violation of Federal, State or local laws.
- Limitation of Liability**
In no event shall Radio Systems Corporation or any of its associated companies be liable for (i) any indirect, punitive, incidental, special or consequential damage and/or (ii) any loss or damages whatsoever arising out of or connected with the misuse of this Product. The Purchaser assumes all risks and liability from the use of this Product to the fullest extent permissible by law.
- Modification of Terms and Conditions**
Radio Systems Corporation reserves the right to change the terms, conditions and notices governing this Product from time to time. If such changes have been notified to you prior to your use of this Product, they shall be binding on you as if incorporated herein.

Warranty

Two Year Non-Transferable Limited Warranty

This Product has the benefit of a limited manufacturer's warranty. Complete details of the warranty applicable to this Product and its terms can be found at petsafe.com and/or are available by contacting your local Customer Care Centre.

Europe – Radio Systems PetSafe Europe Ltd., 2nd Floor, Elgee Building, Market Square, Dundalk, Co. Louth, A91 YR9X Ireland
Canada – Radio Systems Corporation, 10427 PetSafe Way, Knoxville, TN 37932 USA
Australia/New Zealand – In compliance with the Australian Consumer Law, Warranties Against Defects, effective January 1, 2012, warranty details of this Product are as follows: Radio Systems Australia Pty Ltd. (hereinafter referred to as "Radio Systems") warrants to the original retail purchaser, and not any other purchaser or subsequent owner, that its Product, when subject to normal and proper residential use, will be free from defects in material or workmanship for a period of two (2) years from the purchase date. An "original retail consumer purchaser" is a person or entity who originally purchases the Product, or a gift recipient of a new Product that is unopened and in its original packaging. When serviced by Radio Systems Customer Service, Radio Systems covers labour and parts for the first two years of ownership; after the first two years, a service or upgrade charge will apply relative to replacement of the Product with new or refurbished items at Radio Systems' sole discretion.

The limited warranty is non-transferable and shall automatically terminate if the original retail consumer purchaser resells the Radio Systems Product or transfers the property on which the Radio Systems Product is installed. This Limited Warranty excludes accidental damage due to dog chews; lightning damage; or neglect, alteration, and misuse. Consumers who purchase products outside of Australia, New Zealand, or from an unauthorised dealer will need to return the Product to the original place of purchase for any warranty issues.

Please note that Radio Systems does not provide refunds, replacements, or upgrades for change of mind, or for any other reason outside of these Warranty terms.

Claims Procedure: Any claim made under this Warranty should be made directly to Radio Systems Australia Pty Ltd. Customer Care Centre at:
Radio Systems Australia Pty Ltd.
PO Box 7266, Gold Coast Mail Centre QLD 9726, Australia
Australia Residents: 1800 786 608
New Zealand Residents: 0800 543 054
Email: aus-info@petsafe.net

To file a claim, a proof of purchase must be provided. Without a proof of purchase, Radio Systems will not repair or replace faulty components. To file a claim, a proof of purchase must be provided. Without a proof of purchase, Radio Systems will not repair or replace faulty components. Radio Systems requests the Consumer to contact the Radio Systems Customer Care Centre to obtain a Warranty Return number, prior to sending the Product. Failure to do so may delay in the repair or replacement of the Product.

If the Product is deemed to be faulty within 30 days from date of original purchase, Radio Systems will organise for a replacement to be sent in advance of returning the faulty Product. A Post Bag will be included with the replacement Product for the return of the faulty Product. The Product must be returned within 7 days of receiving the replacement. If the Product is deemed to be faulty after 30 days from the date of original purchase, the consumer will be required to return the Product to Radio Systems at the consumer's own expense. Radio Systems will test and replace the faulty unit or its components and return to the consumer free of charge, provided the Product is within its said warranty period. This warranty is in addition to other rights and remedies available to you under the law. Radio Systems goods come with guarantees that cannot be excluded under the Australia Consumer Law. You are entitled to a replacement or refund for a major failure and for compensation for any other reasonably foreseeable loss or damage. You are also entitled to have the goods repaired or replaced if the goods fail to be of acceptable quality and the failure does not amount to a major failure.

Should you have any queries or require any further information, please contact our Customer Care Centre on 1800 786 608 (Australia) or 0800 543 054 (New Zealand).

Toy Assembly

No assembly is required. Simply install batteries, press power button and place the Multi-Laser Toy on the floor to use.

Battery Installation

- Remove the battery door which is located on the bottom of the toy [A].
- Insert 3, AA batteries into the battery compartment [B].
- Replace the battery door and ensure it is closed properly.

Operating Instructions

- The Multi-Laser Toy rotates two lasers in a 360 degree pattern for 15 minutes, then automatically powers off.
- Place the toy on the floor.
 - Press and release the power button located on the side of the toy to turn on power [C].
 - The toy will activate and make one beep noise and the lasers will flash three times.

- The toy will automatically turn off after 15 minutes.
- If you wish to end the play session before the toy automatically turns off, press the power button one time.

Important Recycling Advice

Please respect the Waste Electrical and Electronic Equipment regulations in your country. This equipment must be recycled. If you no longer require this equipment, do not place it in the normal municipal waste system. Please return it to where it was purchased in order that it can be placed in our recycling system. If this is not possible, please contact the Customer Care Centre for further information. For a listing of Customer Care Centre telephone numbers, visit our website at petsafe.com.

Compliance IC: Canada

This device complies with Industry Canada licence-exempt RSS standard(s). Operation is subject to the following two conditions: (1) this device may not cause interference, and (2) this device must accept any interference, including interference that may cause undesired operation of the device.

CE: Europe

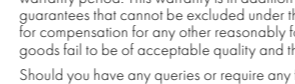
Radio Systems Corporation declares under its own responsibility, that the following product(s) is (are) in compliance with the essential requirements under the EMC Directive 2014/30/EU, and the RoHS 2 Directive (EU) 2015/863 Unauthorised changes or modifications to the equipment that are not approved by Radio Systems Corporation may violate EU EMC regulations, could void the user's authority to operate the equipment and will void the warranty. Hereby, Radio Systems Corporation, declares that this part is in compliance with the essential requirements and other relevant provisions. The Declaration of Conformity can be found at: http://www.petsafe.com/customercare/eu_docs.php.

ACMA: Australia

This device complies with the applicable EMC requirements specified by the ACMA (Australian Communications and Media Authority).

Labels

On the product



On the laser aperture



Complies with 21 CFR 1040.10 and 1040.11 except for conformance with IEC 60825-1 Ed. 3., as described in Laser Notice No. 56, dated 8 May 2019.

Terms of Use and Limitation of Liability

- Terms of Use**
Use of this Product is subject to your acceptance without modification of the terms, conditions and notices contained herein. Use of this Product implies acceptance of all such terms, conditions and notices. If you do not wish to accept these terms, conditions, and notices, please return the Product, unused, in its original packaging and at your own cost and risk to the relevant Customer Care Centre together with proof of purchase for a full refund.
- Proper Use**
If you are unsure whether this Product is appropriate for your pet, please consult your veterinarian or certified trainer prior to use. Proper use includes, without limitation, reviewing the entire OPERATING GUIDE and any specific Caution statements.
- No Unlawful or Prohibited Use**
This Product is designed for use with pets only. Using this Product in a way that is not intended could result in violation of Federal, State or local laws.
- Limitation of Liability**
In no event shall Radio Systems Corporation or any of its associated companies be liable for (i) any indirect, punitive, incidental, special or consequential damage and/or (ii) any loss or damages whatsoever arising out of or connected with the misuse of this Product. The Purchaser assumes all risks and liability from the use of this Product to the fullest extent permissible by law.
- Modification of Terms and Conditions**
Radio Systems Corporation reserves the right to change the terms, conditions and notices governing this Product from time to time. If such changes have been notified to you prior to your use of this Product, they shall be binding on you as if incorporated herein.

Warranty

Two Year Non-Transferable Limited Warranty

This Product has the benefit of a limited manufacturer's warranty. Complete details of the warranty applicable to this Product and its terms can be found at petsafe.com and/or are available by contacting your local Customer Care Centre.

Europe – Radio Systems PetSafe Europe Ltd., 2nd Floor, Elgee Building, Market Square, Dundalk, Co. Louth, A91 YR9X Ireland
Canada – Radio Systems Corporation, 10427 PetSafe Way, Knoxville, TN 37932 USA
Australia/New Zealand – In compliance with the Australian Consumer Law, Warranties Against Defects, effective January 1, 2012, warranty details of this Product are as follows: Radio Systems Australia Pty Ltd. (hereinafter referred to as "Radio Systems") warrants to the original retail purchaser, and not any other purchaser or subsequent owner, that its Product, when subject to normal and proper residential

FR Manuel d'utilisation

Radio Systems Corporation, Radio Systems PetSafe Europe Ltd., Radio Systems Australia Pty Ltd. et tout autre filière ou marque de Radio Systems Corporation peuvent être collectivement désignées par « nous » à partir de la lecture de ce document.

CONSIGNES DE SÉCURITÉ IMPORTANTES

Description des termes et symboles utilisés dans ce manuel

ATTENTION, utilisé avec un symbole d'alerte de sécurité, indique une situation dangereuse qui, si elle n'est pas évitée, pourrait entraîner des blessures légères à modérées.

ATTENTION, utilisé sans le symbole d'alerte de sécurité, indique une situation dangereuse qui, si elle n'est pas évitée, pourrait blesser votre animal.

AVIS indique les pratiques d'utilisation sûre qui ne sont pas relatives aux blessures corporelles.

APPAREIL LASER DE CLASSE 1
- 300 mW de puissance max à 650 nm
- Conforme à IEC/EN 60825-1:2014
- et la Règle 21 du CDRH CFR, sous-chapitre J

ATTENTION RADIATION LASER. Risques d'exposition.

- Ce produit génère un rayonnement laser. Veuillez lire les étiquettes de sécurité figurant sur le produit.
- Ne regardez jamais directement dans le faisceau laser ou dans sa réflexion.
- Ne dirigez pas directement le faisceau laser sur une personne.
- Évitez tout contact direct du faisceau laser avec les yeux. En cas d'exposition, fermez immédiatement les yeux et détournez-les du faisceau laser.
- Toute modification de l'équipement laser est interdite.
- Suivez les instructions fournies dans le manuel d'utilisation. L'utilisation de commandes, réglages ou performance de procédures autres que ceux spécifiés dans ce document peut entraîner une exposition accidentelle aux rayonnements.

Ne laissez pas le produit à la portée des enfants.

- Il ne s'agit pas d'un jouet des enfants.
- Ne laissez pas les jeunes enfants utiliser ce produit pour jouer avec votre animal de compagnie sans la surveillance d'un adulte.
- Ne dirigez pas directement le faisceau laser dans les yeux de votre animal de compagnie.
- Surveillez votre animal de compagnie lorsqu'il joue avec ce produit.
- Si vous remarquez que votre animal de compagnie se comporte de manière inhabituelle, interrompez immédiatement l'utilisation du produit.
- Consultez un vétérinaire avant de reprendre l'utilisation du produit.
- Ne pas placer le jouet sur une surface autre qu'un sol plat et nivelé.

ATTENTION

- Inspectez ce produit régulièrement afin de détecter tout dommage et éliminez immédiatement le produit s'il semble usé ou cassé.
- N'utilisez pas à la fois des piles neuves et des piles usées.
- N'utilisez pas à la fois des piles alcalines, standardes et des piles rechargeables.
- N'utilisez pas de piles rechargeables. Si vous utilisez des piles rechargeables, il faut les ôter du jouet avant de les recharger, ce qui doit se faire sous la surveillance d'un adulte.
- Les piles déchargées doivent être immédiatement retirées. Ne jetez pas les piles avec les ordures ménagères.
- Les piles non rechargeables ne peuvent pas être rechargées.
- Veuillez introduire les piles selon la bonne polarité.
- Les bornes d'alimentation ne doivent pas être court-circuitées.

AVIS

Ces instructions et l'emballage du produit doivent être conservés et transmis avec l'acquisition. Ils contiennent des informations importantes.

Montage du jeu

Aucun montage nécessaire. Il suffit d'installer les piles, d'appuyer sur l'interrupteur et de placer le jouet multi-laser sur le sol pour l'utiliser.

Installation des piles

- Retirez la trappe du compartiment des piles, située sur la partie inférieure du jouet [A].
- Insérez 3 piles AA dans le compartiment des piles [B].
- Remplacez la trappe du compartiment puis assurez-vous qu'elle est bien fermée.

Mode d'emploi

- Le jouet multi-lasers fait pivoter deux lasers sur 360 degrés pendant 15 minutes, puis s'arrête automatiquement.
- Placez le jouet sur le sol.
- Enfoncez, puis relâchez l'interrupteur situé sur le côté du jouet pour le mettre sous tension [C].
- Le jouet se met en marche et émet un bip sonore, puis les lasers clignotent trois fois.
- Le jouet s'éteint automatiquement après 15 minutes.
- Si vous souhaitez terminer la session de jeu avant que le jouet s'éteigne automatiquement, enfoncez puis relâchez une fois l'interrupteur.

Remarque importante concernant le recyclage

Veuillez vous conformer aux réglementations concernant les déchets d'équipements électriques et électroniques de votre pays. Ne mettez pas les piles usagées dans le système de déchets normal. Cet appareil doit être recyclé. Si vous n'avez plus besoin de cet appareil, ne le mettez pas dans le système de déchets normal. Veuillez le rapporter là où vous l'avez acheté pour qu'il soit recyclé. Si vous ne pouvez pas le faire, veuillez contacter le service clientèle pour de plus amples informations. Visitez notre site web à l'adresse petsafe.com pour obtenir la liste téléphonique des centres de services clientèle.

Conformité IC: Canada


Ce dispositif est conforme aux normes RSS non soumises à licence d'Industry Canada. Le fonctionnement est subordonné aux deux conditions suivantes : (1) ce dispositif ne peut causer aucune interférence et (2) il doit accepter toute interférence, y compris celles qui pourraient perturber son fonctionnement.

CE: Europe

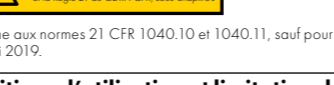
Radio Systems Corporation déclare, sous sa propre responsabilité, que le ou les produits suivants sont conformes aux exigences essentielles stipulées par la Directive CEM 2014/30/EU et la Directive RoHS 2 (EU) 2015/863. Les modifications et les changements apportés à l'appareil et non approuvés par Radio Systems Corporation peuvent contrevenir aux réglementations UE relatives à l'EMC, peuvent annuler le droit de l'utilisateur à l'égard de l'appareil et annuler la garantie. Par la présente, Radio Systems Corporation déclare que ce produit est conforme aux exigences fondamentales et autres provisions applicables. Vous trouverez la déclaration de conformité à l'adresse : https://www.petsafe.com/customercare/eu_docs.php.

Étiquettes

Sur le produit



Sur l'ouverture laser



Conforme aux normes 21 CFR 1040.10 et 1040.11, sauf pour la IEC 60825-1 Ed. 3., comme décrit dans l'avis 56 relatif au laser et datant du 8 mai 2019.

Conditions d'utilisation et limitation de responsabilité

- Conditions d'utilisation**
En achetant ce produit, vous acceptez les termes, conditions et consignes d'utilisation tels qu'ils sont stipulés dans ce manuel. Si vous n'acceptez pas ces termes, conditions et consignes d'utilisation, veuillez renvoyer ce produit, inutilisé, dans son emballage d'origine et à vos frais et risques, au Service clientèle approprié avec une preuve d'achat afin d'obtenir un remboursement complet.
- Utilisation appropriée**
Si vous n'êtes pas sûr que ce Produit soit adapté à votre animal, veuillez consulter votre vétérinaire ou un dresseur certifié avant emploi. Une utilisation appropriée comprend, sans s'y limiter, la consultation de la totalité du manuel d'utilisation et des informations relatives à la sécurité.
- Usage illégal ou interdit**
Ce produit a été conçu pour une utilisation avec des animaux de compagnie exclusivement. L'utilisation inappropriée de ce produit peut représenter une violation des lois fédérales, nationales ou locales.
- Limitation de responsabilité**
Radio Systems Corporation et ses sociétés affiliées ne peuvent en aucun cas être tenus responsables pour (i) des dommages directs, indirects, punitifs, accidentels, spéciaux ou secondaires, (ii) ni pour des dommages occasionnels ou associés à l'utilisation ou à l'utilisation inappropriée de ce produit. L'acheteur assume les risques et les responsabilités en rapport avec l'utilisation de ce produit et dans la pleine mesure prévue par la loi.
- Modification des termes et des conditions**
Radio Systems Corporation se réserve le droit de modifier les termes, les conditions et les consignes d'utilisation applicables à ce produit. Si de telles modifications vous ont été communiquées avant que vous n'utilisiez ce Produit, elles ont une valeur contractuelle et s'appliquent comme si elles faisaient partie du présent document.

Garantie

Garantie limitée de deux ans, non transférable

Ce produit bénéficie d'une garantie limitée du fabricant. Pour une description détaillée, veuillez consulter le site web petsafe.com. Vous pouvez également obtenir une copie des conditions de garantie en contactant votre service clientèle régional ci-dessous:

Europe – Radio Systems PetSafe Europe Ltd., 2nd Floor, Elgee Building, Market Square, Dundalk, Co. Louth, A91 YR9X Ireland
Canada – Radio Systems Corporation, 10427 PetSafe Way, Knoxville, TN 37932 USA

Radio Systems Corporation
10427 PetSafe Way
Knoxville, TN 37932
+1 (865) 777-5404

Radio Systems PetSafe Europe Ltd.
2nd Floor, Elgee Building
Market Square Dundalk
Co. Louth, A91 XR9X Ireland
+353 (0) 42 942 4122

Radio Systems Australia Pty Ltd.
PO Box 3442, Australia Fair
QLD 4215, Australia
+61 (0) 7 5556 3800

petsafe.com
AW400-2037-19/2
©2021 Radio Systems Corporation

